

# SANDERS 720 DATA DISPLAY SYSTEM

## A Technical Description





# **SANDERS 720\* DATA DISPLAY SYSTEM**



**Instant Visual Information . . . Whenever Your  
Decisions Depend On Up-To-Date Facts**

- **Automatic Testing/Checkout**
- **Computer Input/Output Control (DATA-PHONE and Local)**
- **Computer Programming**
- **Invoicing/Billing**
- **Man/Computer Conversational Operations**
- **Message Handling/Dispatching**
- **Order Processing**
- **Process Control**
- **Program Monitoring/Control**
- **Record Retrieval/Maintenance**

Accounts	Invoices
Bookings	Mailing Lists
Budgets	Materials
Capital Equipment	Orders
Cash Status	Personnel Records
Costs	Prices
Deliveries	Production Reports
Equipment Status	Sales
Expenses	Schedules
Forecasts	Shipments
Inventories	Specifications

- **Travel Reservations Handling**

## **A Direct Link To Your Computer . . . Put Instant Information At Your Finger Tips**

Sanders 720 Data Display system is a low cost display system particularly designed for use in business data processing, communications, and information retrieval operations. It gives instant visual access to all types of computer stored business records. Such records can be freely called up, entered, and updated from the desks and locations where availability of up-to-the-minute information is essential to customer service, decision making, and efficiency.

The 720 Data Display system employs standard ASCII coding and can communicate with any computer either directly or via DATA-PHONE equipment. It can be used to link many offices, warehouses, and plants into a complete network of instantaneous communications.

Sanders 720 Data Display systems have many potentials for modern businesses, including improved management effectiveness, cost controls, customer service, operating efficiency, and record accuracy. They are economical, yet contain a number of highly advanced features. In fact, this system offers more powerful capabilities than any other competitively priced information display available today. Its advantages include:

- Complete editing features which give operators total control over displayed data (and format when desired); operators can correct, delete, add, and move data at will; new numbers, words, even sentences and paragraphs can be inserted into the middle of displayed messages and the text automatically opens up to make room.
- More usable data capacity (up to 50% more data per message) than competing systems with equivalent character memory capabilities, because the Sanders 720 Data Display system does not count blank spaces as characters.
- Complete format flexibility allowing rows, col-

umns, tables, headings, paragraphs, and forms to be set up, changed, and controlled by both keyboard and computer operations; a format "lockout" feature permits "supervisory" display consoles to create formats which can be filled in, but cannot be accidentally changed, by "line" display consoles.

- Fully modular design which lets you buy just the capabilities you need . . . 256, 512, or 1024 character systems . . . partial or full editing . . . remote or attached keyboard installation . . . vertical (page appearance) or horizontal (TV appearance) screen orientations . . . DATA-PHONE or direct interface capabilities.
- Minimum interruption of computer operations because display memories buffer data from the computer at all times except during transmission and reception of complete messages; unique display logic "compresses" all messages into the most compact form before communication with computer.
- Reliable, silent, low power operation because only solid state and microcircuit electronics are employed.
- Clear, bright, high definition characters formed from continuous strokes.
- Simple operation using keyboard controls very similar to those on typewriters and adding machines; secretaries can operate all but the most complex models with a minimum of training.

These features of Sanders 720 Data Display systems permit businesses to capitalize on the lightning look-up, sorting, sequencing, comparison, and calculation powers of their computer facilities with simplicity and ease.



## Maximum System Flexibility . . . Meet "Custom" System Requirements With Standard Modules

Sanders recognizes that no two applications of the 720 Data Display system are exactly the same and that each application requires different numbers and types of display capabilities.

Therefore, the 720 Data Display system has been designed with *flexibility* in mind. It is completely modular. You buy only the capabilities you need . . . from a 256-character retrieval-only system to a full editing, 1024-character retrieval/edit/data entry system.

The three basic modular units which comprise the 720 Data Display system's "mainframe" are:

- Model 701 Control Unit
- Model 708 Display Unit
- Model 722 Typewriter Style Keyboard Unit

The system is designed for your application by integrating different numbers of these basic units and including different modules in the system Control Unit. Such complete modularity also allows you to expand the system to new uses and greater capabilities should requirements change in the future.

The block diagram (right) illustrates the system as configured for a typical application. Each of the three display units in this system can employ up to 1024 characters and format control words, and each has complete editing control over both data and format.

Provisions are included so that any of various hard copy printers (high speed) can be used to produce permanent paper records of displayed data on operator command.

The system shown can communicate with a remote data processor via standard or high speed DATA-PHONE type modems, or it can communicate directly via parallel high speed lines. Any operation on either data or format can be initiated by either the display operator or the computer.

The functions and characteristics of the system's modular components are described below.

### Control Unit

All editing, memory, interfacing, communication, and similar functional components for up to 12 displays and keyboards are housed in a single Model 701 Control Unit. The attached displays time-share these common functional components in such a way that individual operators feel they alone are using the system.

This design allows all display units to employ the powers of a single but highly sophisticated Edit/Control module, for example, yet sell for a price which is equal to or less than prices of competing systems offering far fewer edit/control capabilities.

Attached displays also time share the capabilities of an Input/Output Interface module in the Control Unit. This module may be one of three types depending on your requirements . . .

- Direct computer interface module employing parallel inputs and outputs for operation at rates as high as 47.5K characters per second, or
- Standard DATA-PHONE interface module allowing switch selection of serial non-synchronous data transfer at rates of 110, 1200, or 1800 bits-per-second, or synchronous transfer at rates of 2000, or 2400 bits-per-second using a 10 or 11 bit character format, or
- High speed DATA-PHONE interface module allowing serial synchronous transfer at rates of 2000 or 2400 bits-per-second using an 8 bit character format.

The number of Display Units which may be attached to a single Control Unit depends on your requirements. That is, up to three Memory modules (each with capacity to store 1024 characters) may be employed in a single Control Unit, and the capacity of each memory may be shared by up to four Display Units. Thus, a single Control Unit can drive up to:

- Three independent 1024-character Display Units, or
- Six independent 512-character Display Units, or
- Twelve independent 256-character Display Units.

Each display is completely independent of all others attached to its Control Unit. Failure of an individual display cannot affect the operation of the others.

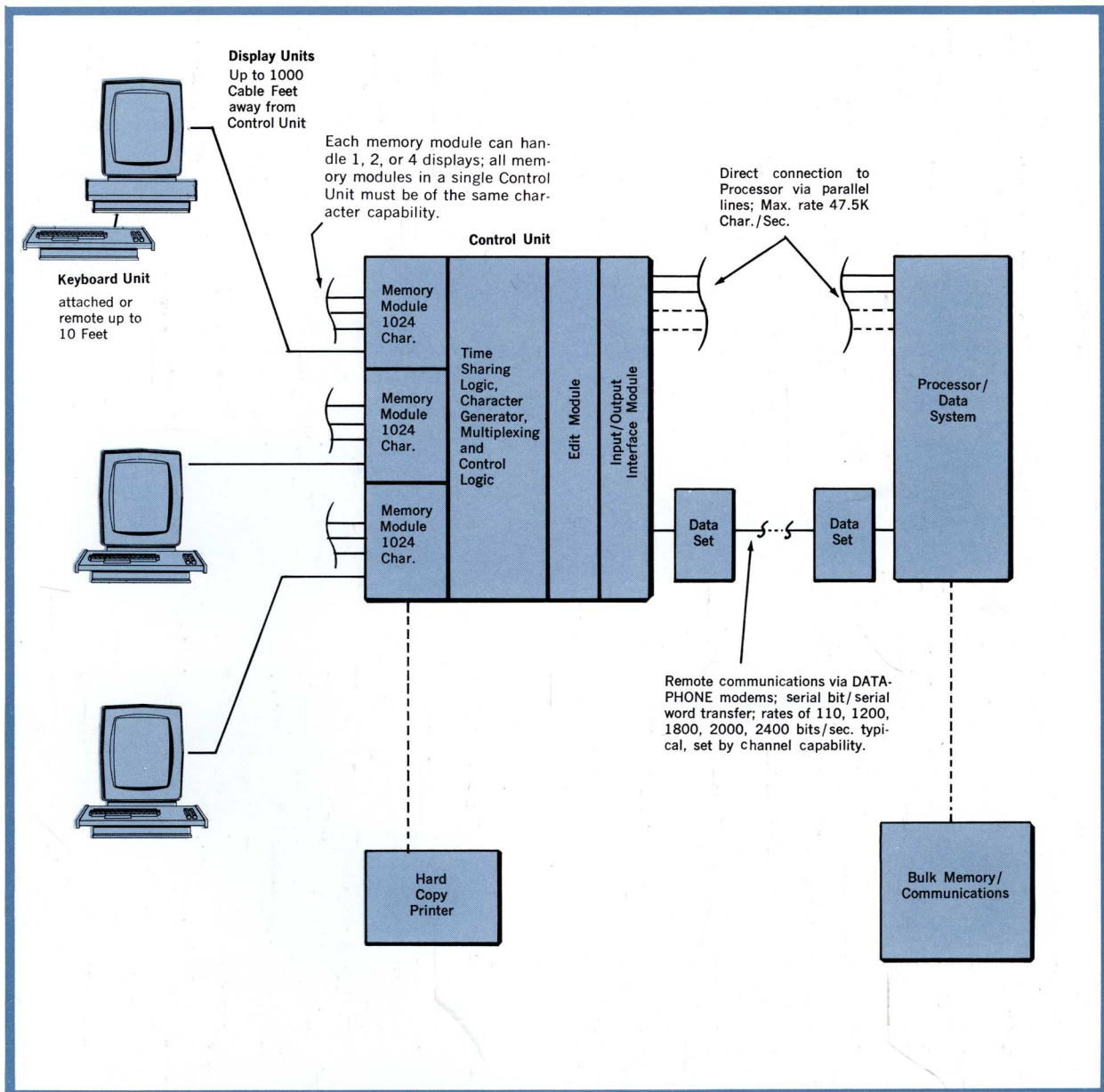
Each Display Unit generates a unique address code which identifies all transactions it originates and guides all requested computer outputs to their proper destination.

The 720 Data Display system Control Unit is extremely compact, requiring only 14 inches of panel height in a standard 19-inch rack. Up to three complete Control Units may be powered by a single, separate power supply requiring an additional 8-1/2 inches of panel space.

A standard rack configuration is also available for driving up to 36 displays from three Control Units.

Microcircuits are used in all functional components to reduce heat dissipation problems and reduce cooling and space requirements.

A typical 720 Communicator system configuration.





### Display Unit

The Model 708 Display Unit is compact, lightweight, and designed for desk-top operation in all normal office environments. It displays information in a 7-1/2" x 9-1/2" image area (12" diagonal cathode ray tube), a size selected to duplicate the writing area of a standard 8-1/2" x 11" sheet of paper.

Standard display units have the screen arranged vertically, so information appears as on a page of paper. Characters may be written at any of over 2000 locations on the screen arranged in 40 lines of 52 characters each.

The display may be supplied, however, with a horizontal orientation of the long screen dimension (TV appearance) to provide over 2000 possible locations arranged in 32 lines of 64 characters each.


Alphanumerics and symbols are written on the display screen with exceptional clarity, sharpness, and definition. This important feature is achieved because characters are formed from continuous strokes, and because the 720 Data Display system employs a Sanders proprietary deflection yoke, which allows significantly higher writing speed and sharper focus than can be obtained with conventional yokes. The Sanders deflection system maintains sharp focus at the outermost edges of the screen as well as at the center.

Data displayed on the screen is refreshed (rewritten) 46.5 times per second, assuring complete freedom from flicker. High character positioning repeatability insures that characters are stable on the screen.

The cathode ray tube is a standard type of the variety developed for use in commercial TV monitors.

It uses highly efficient, long-life P-4 phosphor to provide a bright white light output. A filter glass and implosion shield are built into the tube for low reflection, safe viewing under all normal office lighting conditions.

Controls are available at each display for adjustment of focus, brightness, page size, page centering, and character size. An additional control allows the tilt of displayed characters to be varied from straight up and down to a sharp slant (italics) or any angle in between. Thus, the display can be set for optimum operator eye comfort, minimum fatigue, and maximum readability under different conditions of room lighting.



*Model 708 Display Unit with Keyboard.*

### Keyboard Units

Each Display Unit in the 720 Data Display system can be provided with one Model 722 Keyboard Unit either physically attached to the display or remote up to 10 feet away.

The standard keyboard has 51 keys arranged in conventional typewriter style, with a cluster of special function keys located at the right of the conventional keys. This arrangement provides for 64 letters, numbers, and symbols plus a choice of full or restricted editing capabilities.

A number of spare special function keys are provided so that the basic keyboard can be readily adapted to a variety of custom uses, including direct control over data processor functions and communications.

All keyboards directly produce a unique, parallel ASCII coded output for each key depressed plus control signals and electronic interlocks to prevent false codes if more than one key is struck inadvertently.

This design makes Sanders Model 722 keyboards extremely rugged and reliable, and it assures that they require very little adjustment in the field. Furthermore, they readily adapt to demanding industrial environments.

The simplicity and flexibility of the Model 722 keyboard concept allows Sanders to readily adapt the design for special keyboards requiring unique key arrangements, output codes, or special functions. This allows optimization of 720 Data Display system capabilities for different applications.

Typical features in the Model 722 keyboard include:

- Alphanumeric, block sequential style keyboard with 64 letters, numbers, symbols, and choice of restricted or full editing capabilities.
- Cursor control keys implementing 8 different functions for unique format generation.
- Additional keys, permitting modular expansion as needed.



*Model 722 Keyboard Unit.*



# Unique Logic Structure ... Get More Usable Message Capacity

The 720 Data Display system employs logic/memory structure which organizes data into the most compact arrangement for storage in the system memory and permits greater flexibility in positioning data on the screen.

This special feature allows the Sanders 720 Data Display system to display considerably more information in most formats than is possible with competing systems having similar memory capacities. We call it the "Page" display concept.

## The "Page" Display Concept

The majority of low cost display systems available today are designed such that the number of characters they store in memory is equal to the number of screen positions in which the characters may be written. There is a fixed one-to-one correspondence between each character in memory and its position on the screen.

In the 720 Data Display system, however, possible character positions on the screen exceed character storage capacity by over two-to-one. That is, 1024 characters can be stored in the memory and positioned *anywhere* on a screen having over 2000 locations. Thus, the 720 Data Display system can write characters spaced over a larger area of the screen.

The advantage of this technical feature is shown in Figure 1. below. The colored area over this picture

shows the display limitations of ordinary systems; the open, uncolored area shows how much extra information can be displayed by the Sanders 720 Data Display system in this format. For example, only the 720 Data Display system can display the entire seating capacity of the largest commercial airliner in operation today.

A second factor limiting the quantity of displayable information in ordinary systems is the amount of available memory capacity which must be consumed to store the blank spaces (no characters present) on the screen. That is, most systems store the blank spaces as if they were true characters. Since most formats contain many blank spaces (in skipped lines, indents, column separators, gaps after short sentences, etc.), much memory capacity is "wasted" to remember only space. Each blank space means one less displayable character.

The Sanders 720 Data Display system, however, does not waste memory capacity storing every blank space. Instead, *whole blocks* of spaces are stored as single format control symbols. More memory capacity is available for storage of useful, displayable characters.

The Sanders 720 Data Display system is the only low cost information display system that will allow operators to use formats having blank character spaces without being penalized by a reduction in the number of displayable characters and/or usable screen area.

SEAT ASSIGNMENT - FLIGHT 410 8/6/66

ROW	SEAT	DESIGNATION	EX	FX
01	AX	B	EX	FX
02	AX	B	EX	FX
03	AX	BX	EX	FX
04	AX	BX	EX	FX
05	AX	BX	EX	FX
06	AX	BX	EX	FX
07	AX	BX	EX	FX
08	AX	BX	EX	FX
09	AX	BX	EX	FX
10	AX	BX	EX	FX
11	AX	BX	EX	FX
12	AX	BX	EX	FX
13	AX	BX	EX	FX
14	AX	BX	EX	FX
15	AX	BX	EX	FX
16	AX	BX	EX	FX
17	AX	BX	EX	FX
18	AX	BX	EX	FX
19	AX	BX	EX	FX
20	AX	BX	EX	FX
21	AX	BX	EX	FX
22	AX	BX	EX	FX
23	AX	BX	EX	FX
24	AX	BX	EX	FX
25	AX	BX	EX	FX
26	AX	BX	EX	FX
27	AX	BX	EX	FX
28	AX	BX	EX	FX
29	AX	BX	EX	FX

X INDICATES SEAT OCCUPIED

DEPARTS 805 10:20A EST  
ARRIVES 083 11:50A EST

ACCT 43-812 REG CK

RALPH	NANCY	JOHNSON		
07	CHESTER ST.	BOONE	NEW YORK	
CHECKS	DEPOSITS	NO. CKS	RATE	BALANCE
5.00		1/30		413.11
10.00		2 2/3		350.11
10.00		3 2/4		307.21
19.57				
80.54				
10.00				
30.62	70.00	8 2/5		234.30
24.65				
20.00				
10.00				
0.00		12 2/6		241.03
5.50				
10.00				
30.31				
90.00		16 2/7		94.07
10.00				
1.00				
14.55		19 2/11		60.70
10.00				
6.00		21 2/12		50.70
1.00SC		21 2/13		50.74
17.00		22 2/13		33.65
10.00		23 2/14		23.65
5.00	10.00	24 2/17		20.65
4.00		25 2/18		24.65
10.00				
10.00				
1.00TH		28 2/21		3503
		29 2/24		1,3503
	536.14	29 2/25		534.70

1. The 720 Data Display system can present more than 1000 characters anywhere on a screen having more than 2000 locations; thus, it can display more information (uncolored block) in more lines over a larger screen area than other systems. Only the 720 Data Display system can display the full seating capacity of the largest commercial airliner, for example.

2. The 720 Data Display system does not store blank spaces (between columns, rows, etc.); its full memory capacity is used to store displayable characters and a few format characters. Thus, in most formats, the 720 Data Display system can display far more information than competing systems with similar memory capacities. This checking account record is an example.

## **Complete Editing Functions . . . Get Powerful Data Control Capabilities**

The 720 Data Display system offers an exceptionally complete repertoire of editing operations. In fact, it offers greater editing capabilities and flexibility than any other low cost display system available today.

Furthermore, the 720 Data Display system has been specifically designed so that all operations, both editing and entry, can be easily and accurately performed by operators with relatively little training. Its operating complexity is less than that of a standard typewriter or adding machine.

The display has the appearance of a sheet of paper in a typewriter. A CURSOR (blinking underline symbol) shows the place on the page where the next character will be typed, erased, or moved. The CURSOR can be moved over the page using keys for left, right, up and down, single or multiple space motions.

Correction of mistakes, insertion of new material, deletion of unwanted material, and other operations can be performed more swiftly and efficiently than with a typewriter. For example, single characters, words, phrases, sentences, and whole paragraphs can be inserted in or deleted from the displayed message.

To insert new material, the CURSOR is positioned to the desired point on the page; the INSERT key is pressed, and the new data typed on the keyboard. All existing text to the right of the insertion automatically spaces to the right to make room for the new information.

Use of the DELETE key erases selected information from the displayed text and automatically closes the gap which is left.

Using these capabilities, the operator may enter information by typing (or retrieving information from computer storage) and then edit and correct the information. There is no need to retype an entire line or page to make corrections and changes.

The 720 Data Display system can be configured to provide different "levels" of editing and control capabilities to different displays. That is, some displays (termed Edit I type) can be restricted to retrieval, entry, and editing of data in fixed, previously prepared formats which cannot be altered from the keyboards of such displays. In the same system, other "supervisory" displays (termed Edit II type) can be given full capabilities for preparing, editing, and entering the formats as well as the data.

The Edit II displays (full format capabilities) can be used to make up forms which contain titles, head-

ings, rows, columns, blocks, blank spaces to be filled in, etc. and to place such forms in computer storage.

All Edit I displays in the system can call up such standard forms and fill in blank "answer" spaces as needed. The 720 Data Display system automatically directs the operator's entries and changes to the allowable "answer" spaces on the form.

The form itself cannot be changed by the operators of Edit I displays, and when a completed form is outputted, only the "answer" data need be transmitted, not unused spaces or form data.

Forms are established with the Edit II displays much as a format is created on paper with a standard typewriter. Margins and tabs are set on the Model 722 keyboard as on a typewriter. However, format flexibility is much greater than that of a typewriter because tabs and carriage returns (margin sets) may be placed at different horizontal locations in different lines of text. The operator can establish a form on a line-by-line basis.

Additional data access control can also be built into a system. Access to various classes of data in computer storage can be restricted to selected displays in a system, for example, by use of suitable software in the processor. This type of operation assures that only individuals with appropriate qualifications and "need to know" can access privileged records. All other displays are locked out of such records.

### **Summary**

The 720 Data Display system may employ displays with two different editing modes of operation.

*Edit I displays* allow limited operations. They receive fixed, previously prepared formats from computer storage or "supervisory" displays. Given a format, the Edit I display operator is restricted to working within the constraints set up by the format, but within these constraints the operator can edit (i.e., type, delete, insert, or erase) until satisfied with a message. The message can then be transmitted to a computer or another 720 Data Display system.

*Edit II displays* have all the capabilities of Edit I types and, in addition, can generate, edit, and enter formats.

Any operation in either Edit I or Edit II mode which can be performed by an operator can also be performed automatically by the computer.



THIS IS A DEMONSTRATION OF THE 720 COMMUNICATOR SYSTEM'S ABILITY TO DISPLAY TEXT PAGES WITH UP TO 1024 CHARACTERS AND SYMBOL IN WHATEVER FORMAT THE OPERATOR WISHES TO EMPLOY.

MARGINS AND TABS MAY BE SET INDIVIDUALLY FOR EACH LINE ON A PAGE, FOR EXAMPLE TO ESTABLISH INDENTS, COLUMNS, ABSTRACTS, FORMS, ETC. VERTICALLY ORIENTED DISPLAYS SUCH AS THIS ONE CAN WRITE CHARACTERS IN ANY OF 2048 LOCATIONS ON THE SCREEN ARRANGED IN 40 LINES OF 52 CHARACTER LOCATIONS EACH. THIS PAGE OF TEXT IS DOUBLE SPACED, BUT SINGLE AND MULTIPLE LINE SPACINGS CAN BE EMPLOYED WHEREVER NEEDED FOR CLEAREST

PRESENTATION OF DATA. HORIZONTALLY ORIENTED VERSIONS OF THE 720 COMMUNICATOR SYSTEM CAN PRESENT CHARACTERS IN ANY OF 2048 LOCATIONS ON THE SCREEN IN 32 LINES OF 64 CHARACTER POSITIONS EACH. THE STANDARD REPERTOIRE OF 64 CHARACTERS IS:  
 ABCDEFGHIJKLMNOPQRSTUVWXYZ0123456789  
 !"#\$%&'()\*+,-./:;<=>?@ [ \ ] ^ \_ ` { | } ~

Some typical formats which may be set up on the 720 Data/Display system, showing:

1. Single page of text, such as an abstract, memorandum, report, or other written document.

ACCT	NAME	ADDRESS	PHONE
372 41	BELL JESSE A	925 EBWAY	491-3954
961 33	BELL MARGIE L	1206GROOM	625-5900
419 77	BELL HENRY M	41ECOTTGE	262-3056
305 44	BELLA JOS J	17WASHAVE	536-0446
307 17	BELLAK LILLIAN	109JEFFRY	666-3370
299 01	BELLAK LOUIS P	725STANTON	269-1413
204 12	BELLEMERE GEO	14CHELSEA	880-7304
165 55	BELLEVUE H I	32PASPCT	267-4403
666 01	BELLI STANLEY	48BATTLE	107-0713
319 09	BELLINGER J M	293SUMMER	691-7450
230 00	BELLINGHAM W B	124WALKER	354-0419
200 44	BELLINO GUY W	90GLENW	886-6392
917 37	BELLIVERU W L	72PAPESCTT	734-2163
566 67	BELLOWS M S	304BL HL	330-7566
421 90	BELLOWS GEO F	105RDWELL	566-1100

2. List of customer accounts with format of headings and spaces between columns permanently "fixed." Operators who update the list can manipulate only the information in the open, uncolored blocks.

```

INVENTORY RECORD - PAPER, BOND 02
STOCK NO.      BN20404H0094
STOCK NAME:    20LB. BOND WH B. SX 11
SUPPLIER:      A. B. PAPER INC.
MIN (REORDER PT): 20 CTNS
MAX:          40 CTNS
AVG. MO. CONSUMPT: 46 CTNS
QUAN. ON HAND:  A-19 CTNS
AVG. COST:      B-$15.34/CTN SM SHTS
QUAN. ON ORDER: C-20 CTNS
STORAGE LOCATION:  BL30 2
                RISLE 19
RECORD UPDATE:  12/1/65
  
```

```

COMPUTATION AREA
A X B + (C X 15.76) = $606.92
  
```

3. Inventory record with fixed heading and tab format as in 2; bottom of page is computation area allowing display's use as a powerful desk calculator; sample calculation shows determination of present inventory value plus cost of new stock ordered at a new price.



# Display-Oriented System for IBM-System/360

The digital logic structure of the 720 Data Display system is designed to provide maximum flexibility for connecting the system to standard computers, communications modems, and other currently available data handling equipment . . . printers, teletypes, and buffer storage devices.

The system employs American Standard Code for Information Interchange (ASCII) Message Format and Communication Control Characters for internal communications and at the input/output interface.

For applications calling for interface with the IBM System/360, Sanders has developed the Model 731 Display Communications Buffer and the unique application program called AUTOGRAPH. These products when combined with the Model 720 Display, form a complete display oriented data retrieval/entry system. They may also be used individually to meet specific user requirements.

## Model 731 Display Communications Buffer

### In Local/Direct Installations . . .

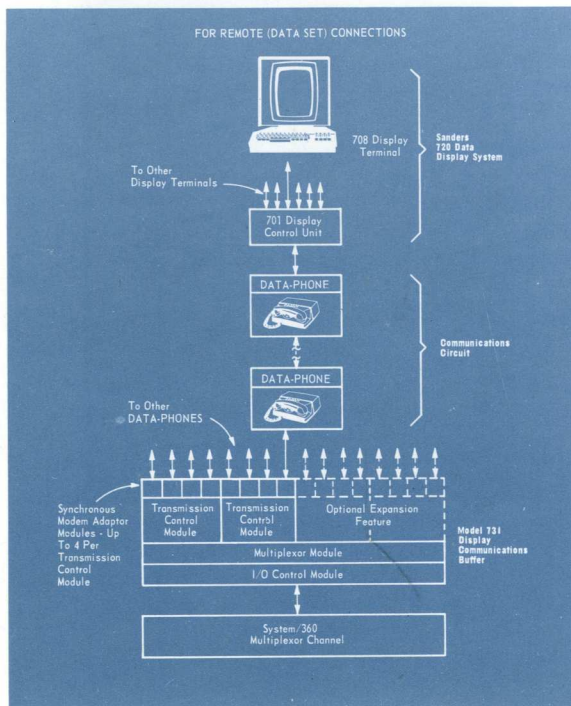
The Model 731 D.C.B. will service up to 16 Model 701 Display Control Units — up to 192 Model 708 Display Terminals with 256 character capacity. Data transfer is accomplished in the burst mode at 47,500 characters per second, the 720 system's standard transfer rate.

### In Remote/Data Set Installations . . .

The Model 731 will operate over standard 2000 or 2400 bit-per-second modems. The Model 731 may be equipped with up to 16 half duplex or 8 full duplex lines. In the remote environment, the Model 731 operates in a multiplex mode and interleaves data from the various 720 systems it services. The Model 731 provides both horizontal and vertical parity checking of all data.

## Interface Software

### The Model 731 Display Communications Buffer



will communicate with the System/360 using the following telecommunications programs:

## Local

DOS BTAM

OS Graphic Programming Services — Express and Basic

## Remote

DOS BTAM

OS BTAM

OS QTAM

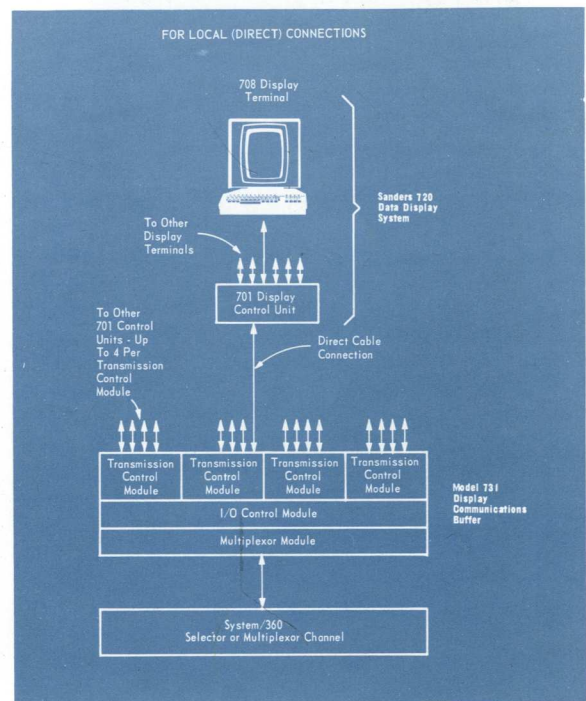
A complete description of and specifications for the Model 731 Display Communications Buffer are available on request.

## AUTOGRAPH

This application-oriented program is expressly designed for IBM System/360 based data retrieval/entry operations.

In order to provide IBM System/360 users with a complete, display-oriented system—display hardware, interface hardware and software, and application program — Sanders has developed the application-oriented AUTOGRAPH program. When used in conjunction with Model 720 Data Displays and Model 731 Display Communications Buffer, the AUTOGRAPH will provide the vital element in an efficient data storage, retrieval, and update system that greatly improves the flexibility, economy and practicality of display-oriented file maintenance operations. With AUTOGRAPH, the user has a complete application program with entry and exit points that allow him to introduce specific processing procedures.

The AUTOGRAPH program is described in full detail in a separate brochure.







## **SANDERS "SYSTEM BACKUP" CAPABILITIES**

Sanders can provide you with a complete systems service — from selection and interfacing of computers to generation of required software, installation, checkout and personnel training.

### *System Planning*

The optimum data systems solution to business problems must be considered as complete networks of input-output points, processing and storage units, communication links, control centers, software, and people. To this end Sanders has developed an experienced staff of systems design engineers whose services are available to your data processing staff to whatever degree is necessary. The 720 Data Display system is not treated as just a computer appendage,

but rather a vital element of the total system within the complete data network.

### *Field Service and Training*

Sanders Customer Service Department instructors supply all necessary training of customer personnel at your office and/or in the classroom facilities at Sanders Nashua headquarters. Customer Service Field Engineers are located in major cities across the United States. They are factory trained and fully equipped to provide all maintenance and continuing service support required by the 720 system. In addition, factory customer service engineers are on hand at headquarters in Nashua, N. H. to provide supplementary support whenever and wherever it is required.

---

### **SANDERS ASSOCIATES, INC.** **SALES AND SERVICE OFFICES**

**NEW YORK, NEW YORK**  
400 MADISON AVE.  
(212) 421-5664

**WASHINGTON, D.C.**  
1750 PENNSYLVANIA AVE. N.W.  
SUITE 420  
(202) 298-6842

**NASHUA, NEW HAMPSHIRE**  
95 CANAL STREET  
(603) 883-3321

**LOS ANGELES, CALIFORNIA**  
5959 WEST CENTURY BLVD.  
SUITE 1226  
(213) 776-5480

**CHICAGO, ILLINOIS**  
O'HARE PLAZA  
8501 WEST HIGGINS ROAD  
(312) 693-2087



## System Specifications

---

<b>Characters per Display:</b>	1024, 512, or 256 are available	<b>CRT Filter:</b>	gray, 49% light transmission min.
<b>Characters per Line:</b>		<b>Phosphor:</b>	P4, type W modified
Vertical Displays:	52	<b>Storage Method:</b>	recirculating magnetostrictive delay line
Horizontal Displays:	64		
<b>Lines per Page:</b>		<b>Communications:</b>	
Vertical Displays:	40	Control Unit to Display:	up to 1000 cable feet
Horizontal Displays:	32	Keyboard to Display:	up to 10 cable feet; ASCII code
<b>Character Repertoire:</b>	64 ASCII alphanumerics	Control Unit to Computer:	direct or remote; ASCII code standard
<b>Character/Function Code:</b>	ASCII standard		
<b>Viewing Area:</b>	7½ x 9½ inches vertical or horizontal	<b>Keyboard :</b>	attached or remote
<b>Refresh Rate:</b>	46.5 CPS	<b>Max. Serial I/O Rate:</b>	5 characters every 21.5 milliseconds
<b>Character Height:</b>	0.12 inch nominal	<b>Max. Parallel I/O Rate:</b>	47.5 K characters per second
<b>Character Width:</b>	0.09 inch nominal	<b>Parity:</b>	inserted in I/O logic before transmission
<b>Character to Character Spacing:</b>	0.05 inch nominal		
<b>Line to Line Spacing:</b>	0.08 inch nominal	<b>Input Power:</b>	
<b>Character Generation Method:</b>	synchronous, continuous strokes	Display Unit:	115 VAC ± 10% @ approx. 200 watts, 60 CPS
<b>Character Write Time:</b>	21 microseconds	Control Unit:	115 VAC ± 10% @ approx. 150 watts, 60 CPS
<b>Deflection Method:</b>	magnetic	Keyboard Unit:	+10 VDC unregulated and +4.5 VDC (supplied by Display Unit)
<b>Spot Size:</b>	0.020 inch max.		
<b>Brightness:</b>	30 foot lamberts min. (with a 6" x 8" raster)		

---

**SANDERS ASSOCIATES, INC.**

*Creating New Directions in Electronics*



For further information, applications assistance, and price quotations on standard models or on special designs for your particular applications, please contact the Data Systems Marketing Manager, Sanders Associates, Inc., 95 Canal Street, Nashua, New Hampshire 03060; telephone: (603) 883-3321.

Continuing research and improvement may result in specification or price changes at any time.