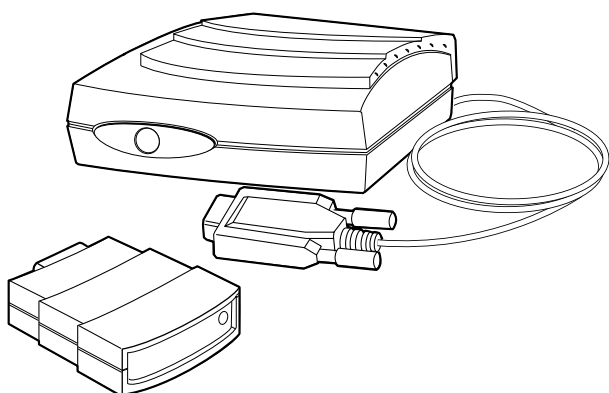


Installation and Reference Guide



AIRport 1000

Model Number: APA-9310

External Infrared Adapter for Notebook PCs

adaptec[®]

1 AIRport 1000 Features

The AIRport™ 1000 external infrared adapter allows you to easily transfer files between your portable computer and your desktop computer, without using cable connections.

AIRport 1000 easily connects to your portable computer's serial (COM) port. After you install IrDA-compliant data communication software, you assign a COM port address to the AIRport 1000 as you would for a mouse or an external modem. Then you point the AIRport 1000 at the infrared adapter on your other computing device and begin transmitting files.

AIRport 1000 draws power from your portable computer's COM port, allowing it to transmit files at a distance of up to 1 meter (39.4 inches) between the infrared devices (this is the IrDA standard).



Note: AIRport 1000 cannot transmit files if the COM port to which it is connected does not provide adequate power.

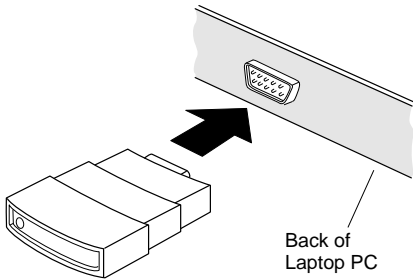
AIRport 1000 supports the following data transfer rates (bits per second):

- 9,600
- 19,200
- 38,400
- 57,600
- 115,200

This device complies with part 15 of the FCC Rules. Operation is subject to the following two conditions: (1) this device may not cause harmful interference, and (2) this device must accept any interference received, including interference that may cause undesired operation.

2 Installing AIRport 1000

- 1 Locate a 9-pin COM (serial) port on the back of your portable computer.
- 2 Insert the AIRport 1000 connector in the 9-pin COM port, as shown in the following diagram.



- 3 Point the AIRport 1000 lens directly at the infrared port in the other computing device. Be sure there are no books, papers, or other objects between the devices.

See *Positioning for Data Transfer* on page 3 for more information.

- 4 Start the data transfer software on both computing devices. If you are using AIRport 1000 for the first time, you may need to configure data transmission rates and COM ports. See the software documentation.

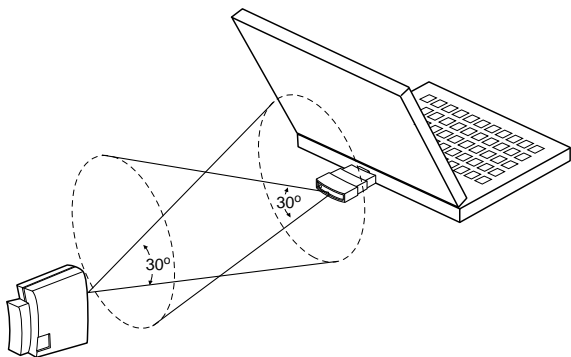
3 Using AIRport 1000

Software Support

AIRport 1000 requires file management software that supports infrared data transfer and the IrDA standard. This software may have been included with your AIRport 1000 when you purchased it. If not, you can obtain the software separately.

Positioning for Data Transfer

The AIRport 1000 infrared lens must be in a direct line of sight with the infrared lens on the other computing device. AIRport 1000 and other IrDA-compliant infrared devices transmit data in a 30-degree cone of infrared light, as shown in the following diagram.



Be sure that both infrared devices are within this 30-degree cone. Files cannot be transmitted if one of the devices is turned too far to the right or left or is much higher or lower than the other device.

AIRport 1000 has no power switch. It shuts down automatically when you unplug it from the COM port or when a command from the file management software turns it off.

4 Troubleshooting

- Be sure that IrDA-compatible data management software is installed and running on both computing devices.
- Be sure that the AIRport 1000 is firmly connected to the COM port.
- Be sure that the AIRport 1000 infrared lens is clean and free of dust.
- Be sure the infrared lenses are no more than 1 meter (39.4 inches) apart and that they are pointed directly at each other.
- Be sure there are no papers, books, or other obstructions between the infrared devices.

- Be sure that strong sunlight or incandescent light (for example, a desk lamp) is not shining directly on the infrared lenses.
- Be sure the infrared devices are at least a foot away from computer monitors and other sources of magnetic radiation.
- If data transmission at 115,200 bits per second does not work, change the rate to 57,600. Some serial ports do not support the faster rate.
- To avoid interference, *do not* point wireless headphones, television remote control units, or other sources of infrared radiation at the AIRport 1000 while it is in use.

5 Adaptec Customer Support

If you have questions about installing or using your AIRport 1000, check this document first—you will find answers to most of your questions here. If you need further assistance, please contact us. We offer the following support and information services:

- For technical support (answers to technical questions, information about the Adaptec BBS, FTP and WWW Servers, and access to the Interactive Fax system), call 800-959-SCSI (7274) or 408-945-2550, 24 hours a day, 7 days a week. To speak with a product support representative, call 408-934-SCSI (7274), M–F: 6:00 a.m. to 5:00 p.m., Pacific Time.
- For sales information, call 800-959-SCSI (7274) or 408-945-2550, M–F: 6:00 a.m. to 5:00 p.m., Pacific Time.
- The Adaptec Electronic Bulletin Board Service (BBS) provides information on software upgrades, answers to common questions, and other topics. The BBS is available 24 hours a day, 7 days a week, at 408-945-7727; 1200/2400/9600/14,400/28,800 baud, 8 data bits, 1 stop bit, no parity.
- The Adaptec FTP and WWW Servers provide information on software upgrades, product literature, answers to common questions, and other topics. The FTP and WWW Servers are available from the Internet 24 hours a day, 7 days a week, at <ftp.adaptec.com> and <http://www.adaptec.com>.
- The Adaptec Interactive Fax system provides answers to common questions, product literature, and current information about Adaptec products and services. The Adaptec Interactive Fax system is available 23 hours a day, 7 days a week. The Fax system is out of service 1 hour each day. You can call this service directly at 408-957-7150.
- To order Adaptec software, call 800-442-SCSI (7274) or 408-957-SCSI (7274), M–F: 6:00 a.m. to 5:00 p.m., Pacific Time.
- To request additional documentation for Adaptec products, call 800-934-2766 or 510-732-3829, M–F: 6:00 a.m. to 5:00 p.m., Pacific Time.

FCC Compliance Statement

NOTE: This equipment has been tested and found to comply with the limits for a Class B digital device, pursuant to Part 15 of the FCC rules. These limits are designed to provide reasonable protection against harmful interference in residential installations. This equipment generates, uses, and can radiate radio frequency energy, and if not installed and used in accordance with the instructions, may cause harmful interference to radio communications. However, there is no guarantee that interference will not occur in a particular installation.

If this equipment does cause interference to radio or television equipment reception, which can be determined by turning the equipment off and on, the user is encouraged to try to correct the interference by one or more of the following measures:

- Reorient or relocate the receiving antenna
- Move the equipment away from the receiver
- Plug the equipment into an outlet on a circuit different from that to which the receiver is powered
- If necessary, the user should consult the dealer or an experienced radio/television technician for additional suggestions

CAUTION: Only equipment certified to comply with Class B (computer input/output devices, terminals, printers, etc.) should be attached to this equipment, and must have shielded interface cables.

Finally, any changes or modifications to the equipment by the user not expressly approved by the grantee or manufacturer could void the user's authority to operate such equipment.

Each infrared adapter is equipped with an FCC compliance label that shows only the FCC identification number. The full text of the associated label follows:

This device complies with part 15 of the FCC rules. Operation is subject to the following two conditions: (1) this device may not cause harmful interference and (2) this device must accept any interference received, including interference that may cause undesired operation.

Adaptec, Inc.

691 South Milpitas Blvd.
Milpitas, CA 95035

Copyright © 1995, Adaptec, Inc. All rights reserved. Adaptec, the Adaptec logo, and AIRport are trademarks of Adaptec, Inc. which may be registered in some jurisdictions. All other trademarks are owned by their respective owners.

Printed in Singapore

Stock No.: 510828-00, Rev. B KL 5/95

Information subject to change without notice.