




IBM

Home | News | Products | Services | Solutions | About IBM
ShopIBM | Support | Download

Search

in

Go
Advanced Search

Support Home
Login
Profile
My Page
Ask an Expert
Help

**IBM NetVista thin client**

Overview

How to Buy

Support

Select a Language

Online Assistant

Warranty Status Lookup

**Technical Information**

Downloadable files

Hints and tips

Hot news

Online publications

Parts information

Product information

Quick Path

Go

Survey

## NetVista N2200w (8363Wxx) - Service packs

**Applicable Countries**

Worldwide

**Service Hints & Tips**

Service packs are available for the NetVista N2200w, Thin Client for Windows-based Terminal (WBT) Standard 1.5. Information about the service packs is provided below.

**Service pack 2.0 information**

- [Enhanced functions, tips, and information](#)
- [Problems fixed](#)
- [Known problems, and workarounds](#)
- [Limitations and workarounds](#)

**Service pack 1.1 information**

- [Enhanced functions, tips, and information](#)
- [Problems fixed](#)
- [Known problems, and workarounds](#)
- [Limitations and workarounds](#)

**Service pack 1.0 information**

- [Enhanced functions, tips, and information](#)
- [Problems fixed](#)
- [Limitations, known problems, and workarounds](#)

**Service pack 0.5 information**

- [Enhanced functions, tips, and information](#)

- [NetVista N2200w service pack download Web site](#)
- [Publications](#)

- [Problems fixed](#)
  - [Limitation, known problems, and workarounds](#)
- 

### Service pack 2.0 Enhanced functions, tips, and information

The IBM NetVista N2200w, Thin Client Manager for Windows-based Terminal Standard 1.5 (WBT) Service Pack 2.0 (SP 2.0) is available for download on Friday, November 10. For support purposes, the availability of Support Line coverage is planned for November 28th.

The WBT Service Pack 2.0 and the System Management enhancements can be obtained by downloading from the support Web site or by ordering the CD-ROMs:

- For information on ordering the CD-ROM from IBM, go to the following Web site: <http://www.pc.ibm.com/us/netvista/thinclient/software/managerv2r1>. When ordering the CD-ROM, refer to part number **11K7687**.
- To download the Service Pack, go to: <http://service.boulder.ibm.com/nc/nvista/netvista.shtml>.

### Software Enhancements

- **Remote Device Administrator (RDA)** - allows for managing thin clients remotely
- **Update Designer** - enhances the process of software updates to thin clients
- **Microsoft Internet Explorer Browser** - Media Player is integrated into the browser
- **Enhanced Keyboard Mapping** - FutureSoft Terminal Emulation Client (TEC) keyboard mapping improved and Euro key support added
- **Simple Network Management Protocol (SNMP) Remote Management** - Remote Management Agent allows for SNMP
- **Dynamic Host Configuration Protocol (DHCP) Support Improved** - DHCP clients now renew their leases

### Installation Tips

- Use Hypertext Transfer Protocol (HTTP) or File Transfer Protocol (FTP) as the transport protocol. If using FTP, the server MUST support the PASV flag (passive FTP). Microsoft Internet Information Server is known to support this flag.
- Change "//update\_server" to your update server host name or IP address.
- Change "/sp20" to the folder name you used to store the update files.
- If your update server is using HTTP as the transport protocol, ensure that the HTTP server directory permissions for the update directory (i.e., sp20) do **not** have Execute turned on.

[HelpCenter Phone List](#)

[Worldwide Support](#)

[Privacy](#) | [Legal](#) | [Contact](#)